



SHEET METAL CONNECTORS, INC.

FABRICATION THAT PERFORMS

MINNEAPOLIS, MN
 5850 Main Street N.E.
 Minneapolis, Minnesota 55432
 LOCALLY CALL: 763-572-0000
 TOLL FREE: 1-800-328-1966
 FAX: 763-572-1100

ROCKFORD, IL
 5601 Sandy Hollow Road
 Rockford, Illinois 61109
 LOCALLY CALL: 815-874-4600
 TOLL FREE: 1-866-504-4600
 FAX: 815-874-9979



www.smduct.com

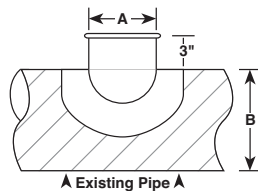
Pressed Saddles with E-Z Flange

All stamped fittings are manufactured from extra deep drawing steel (EDDS) in accordance with ASTM-A653. This type of steel is manufactured by domestic steel mills and has some unique qualities. Stamped fittings are precision drawn, tolerances must be within + or - .002 thickness to assure a quality product at all times. All pressed fittings are made of 24 Ga. or 22 Ga. Galvanized material with a G60 or better coating thickness and is chemically treated to retard white rust.

90° Pressed Saddles No Damper

Dimensions to be listed as follows: A on B

All Fittings are 1.75" from Bead to End of Fitting.



Pressed 90° Saddles

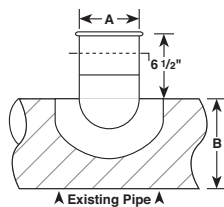
A on B
6" on 6"
6" on 8"
6" on 10"
6" on 12"
6" on 14"
8" on 8"
8" on 10"
8" on 12"
8" on 14"
8" on 16"
8" on 18"
10" on 10"
10" on 12"
10" on 14"
10" on 16"
10" on 18"
12" on 12"
12" on 14"
12" on 16"
12" on 18"

90° Pressed Saddles with Volume Damper

Dimensions to be listed as follows: A on B

Also available with 2" Extension

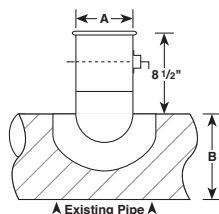
All Fittings are 1.75" from Bead to End of Fitting.



90° Pressed Saddles with 2" Stand Off

Dimensions to be listed as follows: A on B

All Fittings are 1.75" from Bead to End of Fitting.



All sizes listed are in stock. Other sizes are available.

