

(CSR) Curb Support Rail

Description:

Our CSR-Curb Support Rails unique design offers a high load bearing capacity. Manufactured in welded 18ga galvanized steel sections that are continuously welded together. This design offers optimum internal reinforcement. The full manufactured section is then attached to the 18ga base plate. A continuous 2 x 4 wood nailer is attached to the top along with the removable counter flashing. The flashing provides an effective method of attaching roofing felts and assuring a water tight application. Standard sizes are 2', 4', 6', 8' and 10' lengths.

Standard Construction:


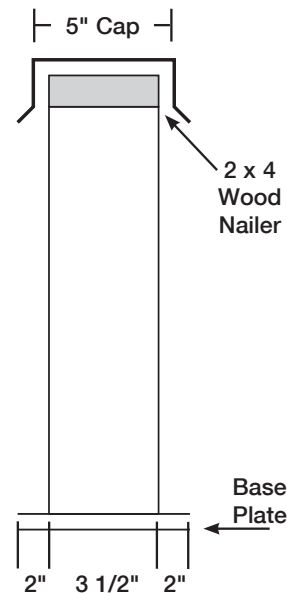
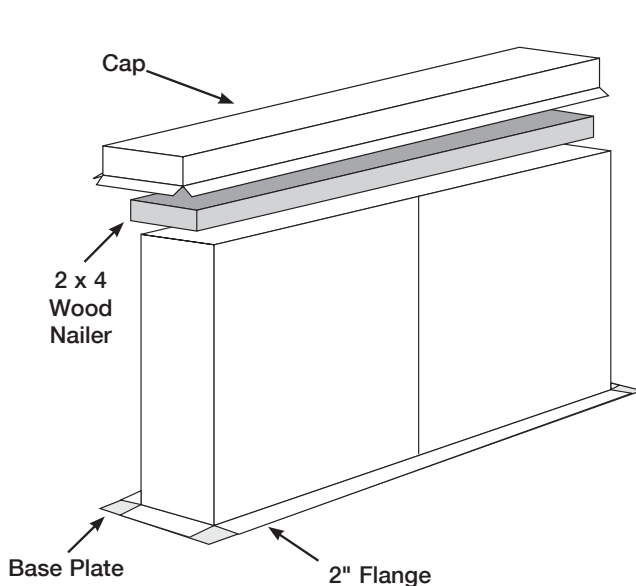
18ga Galvanized Welded Steel Construction
16" Height
2 x 4 Wood Nailer
Counter Flashing Cover
Internal Reinforcement

Options:

Height Change
Heavier Gauge
Wider Wood Nailer
Insulated



Model: CSR
Curb Support Rail



Standard Metal Products Mfg. LLC

DAMPERS & LOUVERS FOR THE HVAC INDUSTRY

WWW.SMPMFG.COM



YELLOW LABEL