



SHEET METAL CONNECTORS, INC.

MINNEAPOLIS, MN
5850 Main Street N.E.
Minneapolis, Minnesota 55432
LOCALLY CALL: 763-572-0000
TOLL FREE: 1-800-328-1966
FAX: 763-572-1100


www.smcdct.com

ROCKFORD, IL
5601 Sandy Hollow Road
Rockford, Illinois 61109
LOCALLY CALL: 815-874-4600
TOLL FREE: 1-866-504-4600
FAX: 815-874-9979



Submittal Sheet

SNAP LOCK SIDE RAIL




Made of .029 (\pm .003) G-60 galvanized steel. Each is packaged in 10-foot lengths, ten pieces per bundle. Rail measure 6 3/4" wide, and the optimum spacing between vanes is 3 1/4" center to center.


U.S. PAT. #4,467,829




SINGLE-WALL TURNING VANES



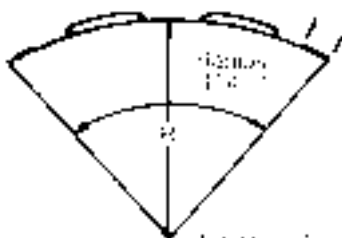
Made of .029 (\pm .003) G-60 galvanized steel. Each is packaged in 10-foot lengths, ten pieces per bundle. Turning vane have a 4 - 4 1/4" radius.



Successfully tested at up to ~ 2500fpm airflow velocity. (Research by ETL Testing Laboratories, Inc. available upon request).



Extra long tabs and self locking buttons add strength while permanently fastening vane and rail together. The aerodynamic quality of singlewall turning vanes eliminates excessive pressure loss. (In agreement with SMACNA-sponsored research).



4 - 4 1/4" radius for single wall turning vane

