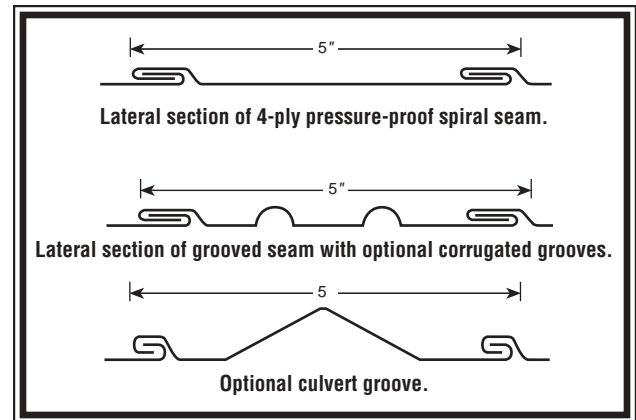


# Single-Wall Spiral Pipe & Fittings

## Sheet Metal Connectors, Inc. (SMC) Single Wall Pipe and Fittings with E-Z Flange and Barrel Clamp or Standard Slip Connection

### Single-Wall Spiral Pipe

Sheet Metal Connectors, Inc. spiral pipe is formed from a coil of metal into a rigid steel tube with a 4-ply spiral lockseam. It has smooth interior for low friction loss with the grooved seam entirely on the outside. This pipe has a resistance to crushing approximately 2 1/2 times that of longitudinal lockseam or welded pipe. Optional corrugations are available which increase the rigidity of the pipe by approximately 300%. Pipe sections can be joined together by an E-Z Flange with Barrel Clamp, E-Z Flange Jr. with Barrel Clamp, Standard Spiral Pipe Connector, or Companion Angle Rings.



### Single-Wall Materials

DIAMETER	MATERIAL	THICKNESS	ASTM	TYPE	LENGTH
3" - 96"	Galvanized	26 - 14 gauge	A-653	G60-G90	1' - 20', 10' Standard
3" - 96"	Paint Grip	24 - 18 gauge	A-653	A60	1' - 20', 10' Standard
3" - 96"	PVS*	24 - 16 gauge	A-653	4 x 1, 4 x 4	1' - 20', 10' Standard
3" - 60"***	Aluminum	.032 - .063	B-316	3003 H-14	1' - 20', 10' Standard
3" - 60"***	Stainless Steel	24 - 18 gauge	A-240	304 or 316	1' - 20', 10' Standard

\*PVS specification book available

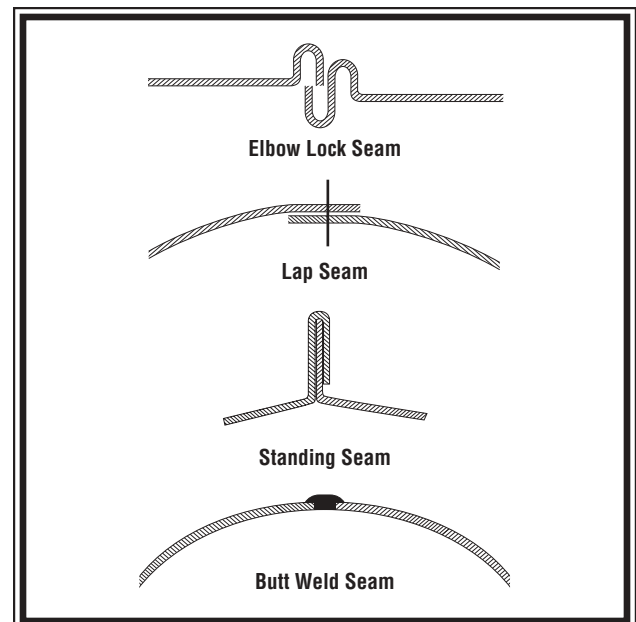
\*\* Call factory for sizes over 60" in diameter.

### Single-Wall Fittings

SMC spiral fittings are manufactured with an elbow lock seam, lap seam (i.e. tack welded, solid weld, or riveted), standing seam or butt weld seam. These may be with or without duct sealant.

#### All fittings can be manufactured with:

- E-Z Flange Jr. with Barrel Clamp - 6" to 24" Diameter
- E-Z Flange with Barrel Clamp - 26" to 96" Diameter
- Standard Spiral Pipe End
- Companion Angle Ring



Note: SMACNA Testing and Research Institute verified that Sheet Metal Connectors, Inc. shop standards comply with the 1995-2nd edition of the SMACNA HVAC Duct Construction Standards.




**SHEET METAL CONNECTORS, INC.**

# Single-Wall Connectors

## E-Z Flange Jr. with Barrel Clamp - 6" to 24" Diameter

The E-Z flange jr. is a 5/8" flange turned out 90° on each end of the spiral pipe and fittings. The installer applies a gasket on one flange, mates the two flanges together, and attaches the barrel clamp. For field cuts a 5/8" flanged sleeve is available. Trim the spiral pipe to the measured length and attach the sleeve.



## E-Z Flange with Barrel Clamp - 26" to 96" Diameter

The E-Z flange with barrel clamp can be factory installed or shipped loose for field installation. A set consists of two E-Z flanges and one barrel clamp. For field installation the installer attaches the E-Z flange to the pipe and fittings. Next the installer applies the gasket to one flange, mates the two flanges together and attaches the barrel clamp. Sheet Metal Connectors can also install E-Z flanges. Flanges are spot welded and internally sealed on all ends of the spiral pipe and fittings.



## Standard Spiral Pipe Connector

Pipe to Pipe connections are made by using a fitting size coupling that slips inside the mating pipe sections, as shown. A stop bead runs around the middle of the coupling to center the coupling in the connection. Secure the connection by installing sheet metal screws through the outer shell of the duct, 1/2 inch from the stop bead.



## Companion Angle Rings – Pressed and Rolled

Companion angle rings are for end connections whenever a smooth interior surface or intermediate stiffing is required. Rings are manufactured from mild steel. Companion angle rings can be factory installed or shipped loose. Companion angle rings can be attached by solid weld, tack weld, or van stone connection. See companion angle ring size chart on page 20.



## Weight and Gauge Chart

Diam.	26 Gauge lbs./ft.	24 Gauge lbs./ft.	22 Gauge lbs./ft.	20 Gauge lbs./ft.	18 Gauge lbs./ft.	16 Gauge lbs./ft.
3"	0.8	1.1	1.3	1.5		
4"	1.1	1.4	1.7	2.0		
5"	1.4	1.7	2.1	2.5	3.2	4.0
6"	1.6	2.0	2.5	3.0	3.9	4.5
7"	1.9	2.4	2.9	3.4	4.6	5.6
8"	2.1	2.8	3.3	3.9	5.2	6.3
9"	2.4	3.1	3.8	4.4	5.9	7.2
10"	2.6	3.4	4.2	4.9	6.5	7.9
11"	2.9	3.8	4.6	5.4	7.1	8.7
12"	3.2	4.1	5.0	5.9	7.8	9.5
13"		4.5	5.4	6.4	8.5	10.2
14"		4.8	5.8	6.9	9.1	11.1
15"		5.1	6.2	7.4	9.8	11.9
16"		5.5	6.6	7.8	10.4	12.7
17"		5.8	7.1	8.3	11.1	13.4
18"		6.1	7.5	8.8	11.7	14.2
20"		6.8	8.3	9.8	13.0	15.8
22"		7.5	9.1	10.8	14.3	17.4
24"		8.2	9.9	11.7	15.6	19.0
26"			10.8	12.7	16.9	20.6
28"			11.6	13.7	18.2	22.2
30"			12.4	14.6	19.5	23.8
32"			13.3	15.6	20.8	25.4
34"			14.1	16.6	22.0	26.9
36"			14.9	17.6	23.3	28.5
38"				18.5	24.6	30.1
40"				19.5	25.9	31.7
42"				20.5	27.2	33.3
44"				21.5	28.5	34.9
46"				22.5	29.8	36.4
48"				23.4	31.1	38.0
50"				24.5	32.4	39.6
52"					33.7	41.3
54"					34.8	42.9
56"					36.3	44.5
58"					37.4	46.0
60"					38.9	47.3

Standard gauges in boxed area, weights may vary slightly.

## CLOSE CELL NEOPRENE GASKET

Neoprene	1/4" x 1/2"	(50' rolls - 1500' per box)	E-Z Flange Jr.
Neoprene	1/4" x 3/4"	(50' rolls - 1500' per box)	E-Z Flange & TDC

These tables are given only as a courtesy. Sheet Metal Connectors is not responsible for any results listed on these charts.



**SHEET METAL CONNECTORS, INC.**

FABRICATION THAT PERFORMS

MINNEAPOLIS, MN 1-800-328-1966 • ROCKFORD, IL 1-866-504-4600